



SIF BANAT-CRIȘANA

— PRESENTATION OF FINANCIAL RESULTS Q3 2021 —

This presentation is made available on SIF Banat-Crișana website www.sif1.ro for information purposes only, and should not be reproduced, copied or re-transmitted



GENERAL INFORMATION

CORPORATE NAME Societatea de Investiții Financiare (SIF) Banat-Crișana S.A.

- COMPANY TYPE
- joint stock company, Romanian legal entity with private capital
 - established as a self-managed investment company, authorized by the Financial Supervisory Authority as Alternative Investment Fund Manager (AIFM) - Authorization no. 78 / 09.03.2018, and as closed-ended alternative investment fund, diversified, addressed to retail investors (AIFRI) - Authorization no. 130 / 01.07.2021
-

- MAIN ACTIVITY
- Main activity is, as per the classification of economic activities in the national economy (CAEN): **financial intermediation, except for insurance and pension funds** (CAEN code 64), and the main object of activity: **Other financial intermediation** n.c.a. (CAEN code 6499):
- portfolio management
 - risk management;
 - other activities carried out within the collective management of an investment fund, allowed by the legislation in force.
-



GENERAL INFORMATION

- REGISTRATIONS
- Number in Trade Register J02/1898/1992
 - Tax Identification Code RO 2761040
 - Number in ASF AFIAA Register PJR07.1AFIAA / 020007 / 09.03.2018
 - Number in ASF FIAIR Register PJR09FIAIR / 020004/ 01.07.2021
 - Legal Entity Identifier (LEI) 254900GAQ2XT8DPA7274

FINANCIAL AUDITOR **Deloitte Audit S.R.L.**

DEPOSITARY BANK **Banca Comercială Română (BCR)**

SHARES AND
SHAREHOLDERS REGISTRY **Depozitarul Central S.A. Bucharest**



GENERAL INFORMATION

SHARE CAPITAL

RON 51,542,236.30

TOTAL ISSUED SHARES

515,422,363

OUTSTANDING SHARES

515,422,363

NOMINAL VALUE/SHARE

RON 0.1000

TRADING MARKET

Bucharest Stock Exchange (BVB or BSE)

segment: **Principal**

category: **Premium**

symbol: **SIF1**

PART OF BVB (BSE) INDICES

BET-FI | BET-XT | BET-XT-TR | BET-BK | BET-XT-TRN

ISIN CODE

ROSIFAACNOR2

BLOOMBERG ID

SIF1:RO

REUTERS ID

SIF1.BX

MK. CAP:

RON 1,381m (September 30, 2021)

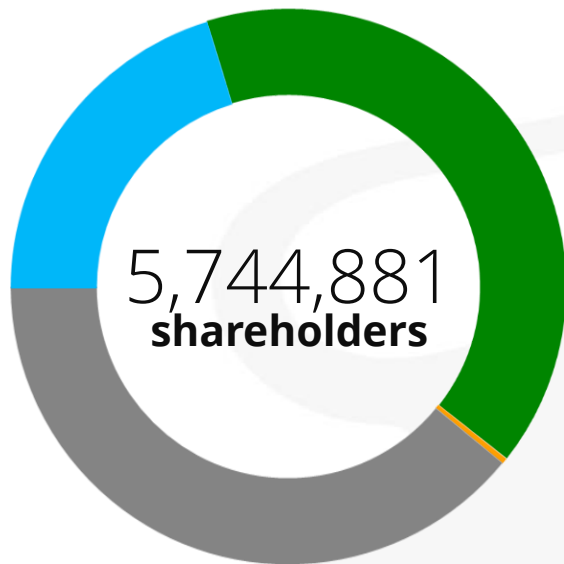
NET ASSET VALUE

RON 3,375m (September 30, 2021)



SHAREHOLDERS' STRUCTURE

as per holdings, as of September 30, 2021



■ 40.12%
Romanian individuals
(5,742,643 shareholders)

■ 39.22%
Romanian legal entities
(132 shareholders)

■ 0.35%
non-resident individuals
(2,081 de acționari)

■ 20.31%
non-resident legal entities
(25 shareholders)



SIF Banat-Crișana investment strategy
on long turn aims to maximize the performance of the portfolio to increase the value of the assets under management and the investment income

The financial objective
is to make use of an aggregate return on the portfolio generated from dividend and capital gains

SIF Banat-Crișana investment objective
is the efficient management of a diversified portfolio of high-quality assets, able to capable of providing a constant flow of revenues, the conservation and medium-long term capital growth, to increase the value for shareholders and obtain high yields form the invested capital



Main lines of action in portfolio management for 2021

- building a diverse portfolio consisting of assets capable of achieving target returns at the designated risk level
- continuous increase of portfolio quality, as a basis for the increase of its value and the capacity to constantly generate income
- portfolio management and development so as to adapt to the global risk profile
- diversification of income channels for a high adaptability necessary in volatile periods
- ensuring an appropriate liquidity level to enable the desired investments to be made and operational expenses to be covered
- improving corporate governance practices



MAIN BALANCE SHEET ITEMS [RONm]	31.12.2020	30.09.2021
Total assets, of which	2,883.77	3,566.12
Total financial assets	2,859.53	3,500.39
Equity (own capital)	2,729.90	3,361.73
Total liabilities	153.87	204.79

FINANCIAL PERFORMANCE [RONm]	30.09.2020	30.09.2021
Operating income	56.94	125.61
Gain/(Loss) on investment	(84.43)	224.53
Operating expenses	13.87	14.94
Gross Profit/(Loss)	(41.76)	335.20
Net Profit/(Loss)	(42.43)	321.60

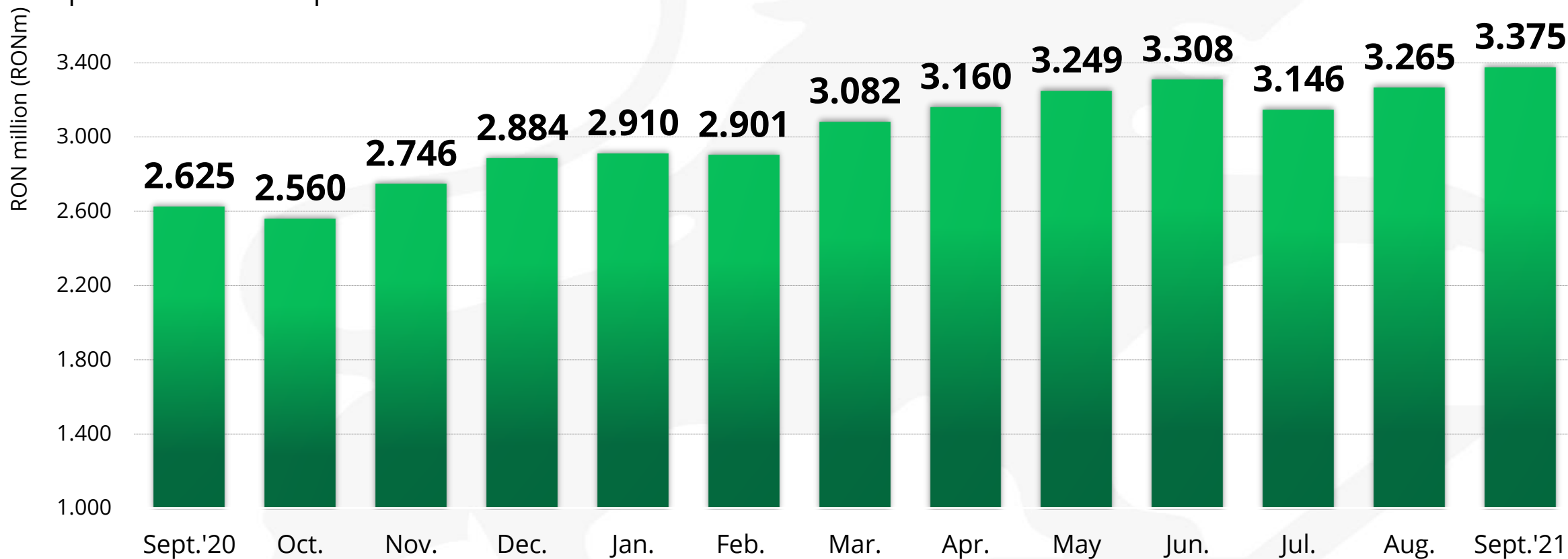


PERFORMANCE OF SHARES AND NET ASSET	31.12.2020	30.09.2021
Share price (end of period, RON)	2.2000	2.6800
NAV/S (RON)	5.6051	6.5490
Accounting net asset / share (RON)	5.3055	6.5233
Nominal value of share (RON)	0.1	0.1
No. of shares issued	515,422,363	515,422,363
Outstanding shares	514,542,363	515,422,363
OPERATIONAL DATA	31.12.2020	30.09.2021
No. of permanent employees	34	34
Branch offices	1	1



NET ASSET VALUE

September 2020 - September 2021

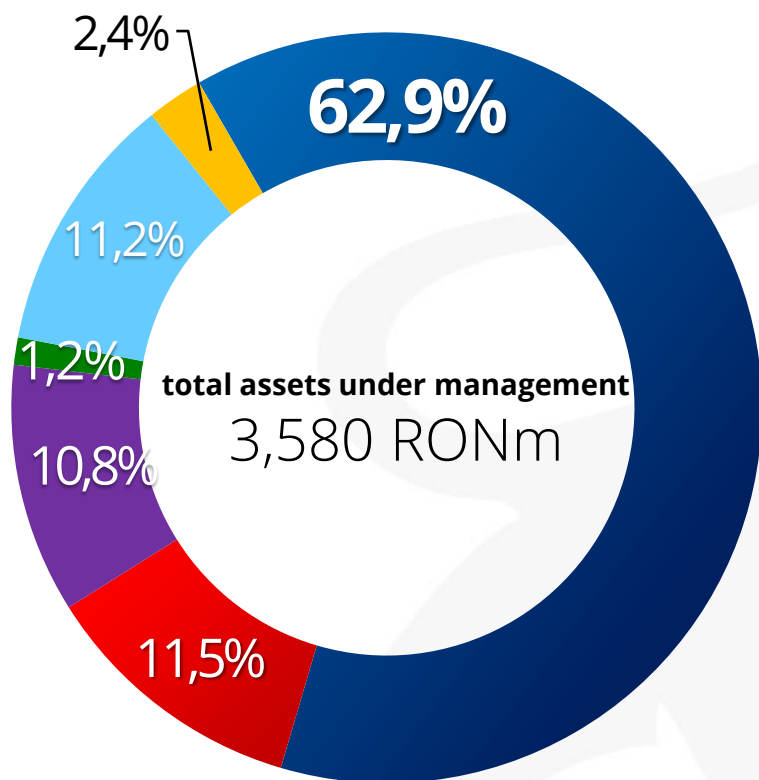


3,375.48 RONm net asset value (**RON 6.5490 / share**)
as of September 30, 2021



ASSETS UNDER MANAGEMENT as of September 30, 2021

breakdown on classes (weight on total assets)



■ **listed shares**
value **2,265 RONm**
(31.12.2020: 1,951.14 RONm)

■ **unlisted shares**
value **415.07 RONm**
(31.12.2020: 407.03 RONm)

■ **fund units**
value **387.33 RONm**
(31.12.2020: 305.83 RONm)

■ **corporate bonds**
value **42.39 RONm**
(31.12.2020: 53.60 RONm)

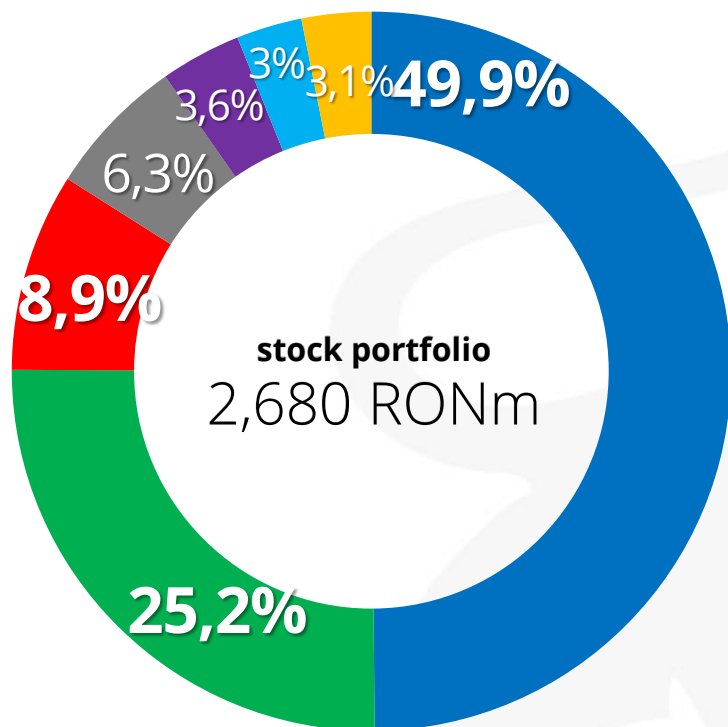
■ **bank deposits + cash available**
value **404.35 RONm**
(31.12.2020: 150.69 RONm)

■ **receivables and other assets**
value **87.61 RONm**
(31.12.2020: 23.38 RONm)

Values calculated as of September 30, 2021, and December 31, 2020, as per ASF Regulations no. 9/2014, no. 10/2015 and no. 2/2018



STOCK PORTFOLIO breakdown by sector



■ **banking-financial**
stakes in **14** companies, worth **1,336 RONm**
(31.12.2020: 1,151 RONm)

■ **commerce - real-estate**
stakes in **14** companies, worth **676 RONm**
(31.12.2020: 617 RONm)

■ **pharmaceuticals**
stakes in **2** companies worth **239 RONm**
(31.12.2020: 162 RONm)

■ **cardboard and paper**
stakes in **5** companies, worth **169 RONm**
(31.12.2020: 122 RONm)

■ **hospitality (hotels and restaurants)**
stakes in **4** companies, worth **98 RONm**
(31.12.2020: 100 RONm)

■ **energy - utilities**
stakes in **6** companies, worth **79 RONm**
(31.12.2020: 72 RONm)

■ **other industries and activities**
stakes in **60** companies, worth **84 RONm**
(31.12.2020: 133 RONm)

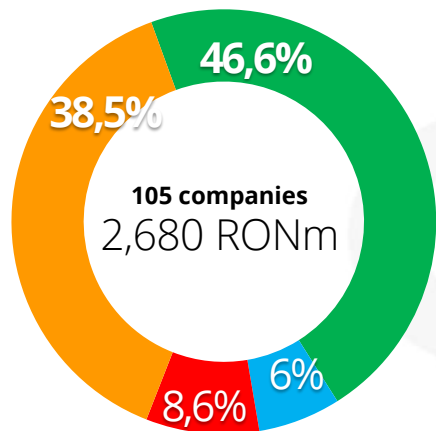
percentages in the chart represent the stake of the category in the stock portfolio;

values calculated as of September 30, 2021, and December 31, 2020, acc. to ASF Reg. no. 9/2014, no.10/2015, no. 2/2018.



STOCK PORTFOLIO

breakdown by stake held



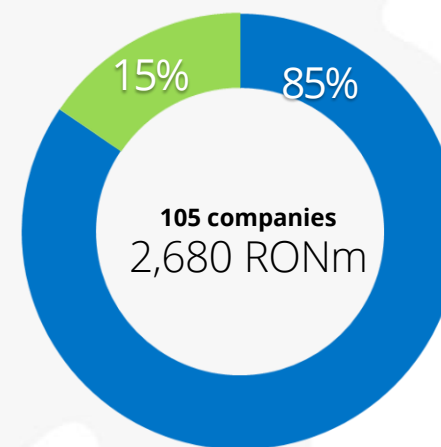
- up to 5%
stakes in **30** companies
worth **1,248 RONm** (31.12.2020: 1,025 RONm)
- 5-33%
stakes in **53** companies
worth **169 RONm** (31.12.2020: 209 RONm)
- 33-50%
stakes in **3** companies
worth **231 RONm** (31.12.2020: 155 RONm)
- above 50%
majority stakes in **13** companies
worth **1,032 RONm** (31.12.2020: 969 RONm)

percentages in the chart represent the stake of the category in the stock portfolio;

values calculated as of September 30, 2021, and December 31, 2020, acc. to ASF Reg. no. 9/2014, no. 10/2015, no. 2/2018.

STOCK PORTFOLIO

breakdown on liquidity



- listed companies
2,265 RONm (31.12.2020: 1,951 RONm) value of stakes in **36** companies (31.12.2020: 42)
- unlisted companies
415 RONm (31.12.2020: 407.03 RONm) value of stakes in **69** companies (31.12.2020: 74)

percentages in the chart represent the stake of the category in the stock portfolio;

values calculated as of September 30, 2021, and December 31, 2020, acc. to ASF Reg. no. 9/2014, no. 10/2015, no. 2/2018.


TOP 10 COMPANIES IN SIF BANAT-CRIȘANA PORTFOLIO as of September 30, 2022

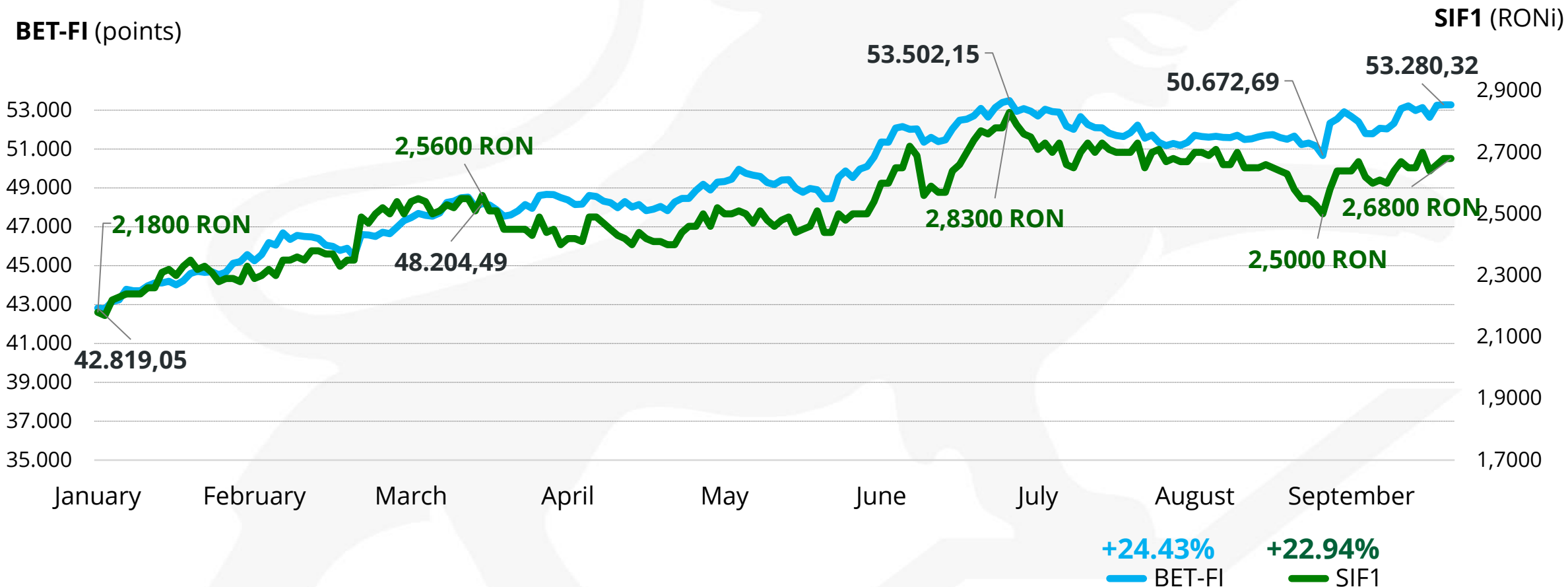
Company (symbol)	Sector	Stake	Value of holding (RON)*	% of NAV
1. Banca Transilvania (TLV)	banking - financial	4.39%	742,609,095	22%
2. SIF Imobiliare Plc (SIFI)	real estate	99.99%	370,794,536	10.98%
3. BRD Groupe Société Générale (BRD)	banking - financial	1.95%	255,971,344	7.58%
4. Biofarm București (BIO)	pharmaceuticals	36.75%	231,017,623	6.84%
5. SIF1 IMGB	real estate	99.92%	217,469,107	6.44%
6. Erste Group Bank AG (EBS)	banking - financial	0.34%	188,286,626	5.58%
7. Vrancart (VNC)	cardboard and paper	75.06%	168,822,700	5%
8. SIF Muntenia (SIF4)	financial	5.11%	62,793,278	1.86%
9. SIF Hoteluri (CAOR)	hospitality	98.99%	57,783,583	1.71%
10. SAI Muntenia Invest	financial (AIFM)	99.98%	52,559,482	1.56%
TOTAL			2,348,107,373	69.56%

* calculated pursuant to ASF Reg. no. 9/2014, no. 10/2015, no. 2/2018

PRESENTATION OF SIF BANAT-CRIȘANA FINANCIAL RESULTS Q3 2021



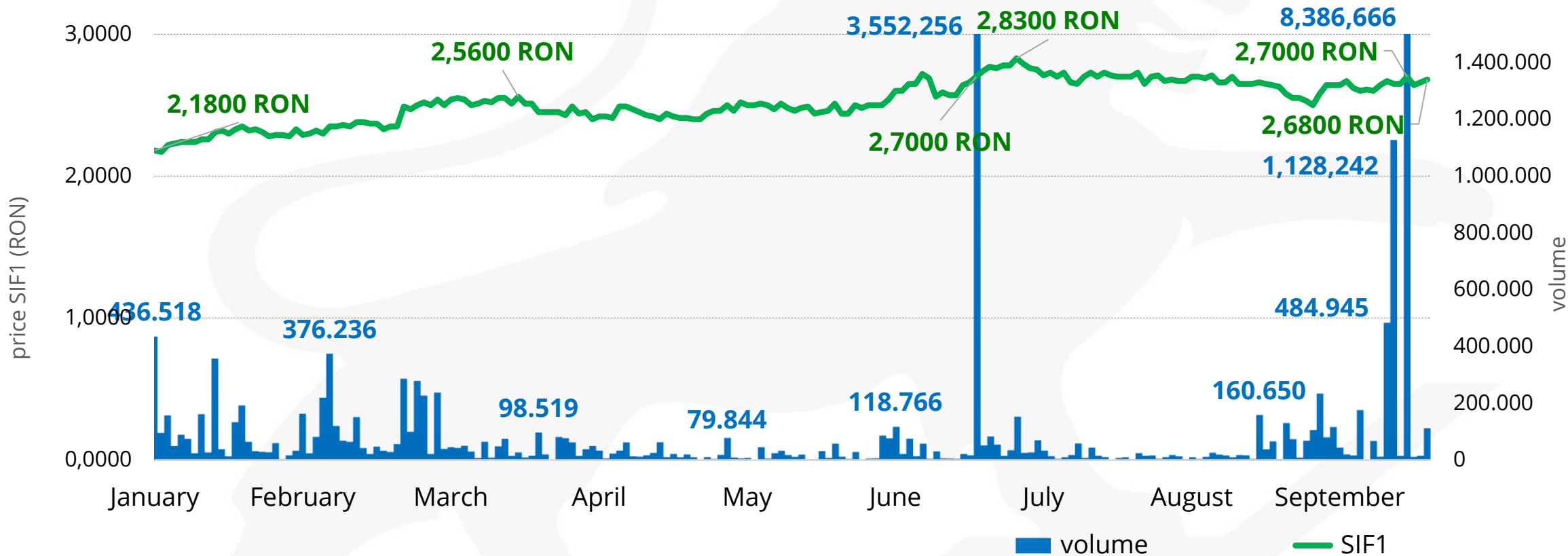
SIF1 vs. BET-FI INDEX IN 2021



highlighted values were recorded at the closing of trading day



SIF1 PRICE AND VOLUME IN 2021



highlighted values for SIF1 price were recorded at the closing of trading day



Standalone statement of financial position (extract from standalone financial statements)

(all amounts in RON)

	31.12.2020	30.09.2021
Cash and cash equivalent, bank deposits	150,710,816	404,348,170
Financial assets at fair value through profit and loss (FVTPL)	1,394,390,304	1,604,449,126
Financial assets at fair value through other comprehensive income (FVTOCI)	1,314,430,895	1,491,598,240
Investment property and tangible assets	17,186,786	16,076,406
Other assets	7,052,842	50,051,776
Total assets	2,883,771,643	3,566,523,718
Liabilities	153,866,952	204,789,792
Equity (own capital)	2,729,904,691	3,361,733,926
Total liabilities	2,883,771,643	3,566,523,718



Standalone statement of profit or loss and other comprehensive income (extract from standalone financial statements)

(all amounts in RON)

	30.09.2020	30.09.2021
Income		
Dividend income	49,237,370	122,805,794
Interest income	7,568,700	2,446,581
Other operating revenues	137,753	355,864
Gain/(Loss) on investment		
Gain on investment property	2,466,217	874
Gain from foreign exchange differences	2,055,628	2,214,087
Gain / (Loss) on financial assets at fair value through profit and loss	(89,355,261)	222,311,898
Expenses		
Commissions expenses	(2,803,799)	(3,942,024)
Other operating expenses	(11,070,991)	(10,993,340)
Profit/(Loss) before tax	(41,764,383)	335,199,734
Income tax	(665,276)	(13,603,194)
Net Profit/(Loss) for the period	(42,429,659)	321,596,540
Other comprehensive income	(225,885,081)	307,981,924
Total comprehensive income for the period	(268,314,740)	629,578,464



February 26, 2021

Preliminary annual financial results as of December 31, 2020

April 26, 2021

General Meeting of Shareholders for the approval of the standalone and the consolidated financial statements for 2020

April 26, 2021

Submission of the Annual Report and the standalone and the consolidated financial statements for 2020

May 14, 2021

Quarterly report and the financial statements for Q1 2021

August 31, 2021

Half yearly report and the standalone financial statements for H1 2021

September 30, 2021

Half yearly report and the consolidated financial statements for H1 2021

November 15, 2021

Quarterly report and financial statements for Q3 2021



SIF BANAT-CRIȘANA

HEADQUARTES

35A Calea Victoriei Arad, 310158, Romania

TEL +40257 304 446 **FAX** +40257 250 165

EMAIL investitori@sif1.ro

BUCHAREST BRANCH

46-48 S. V. Rahmaninov Str., 3rd floor,
sector 2, Bucharest, 020199, Romania

TEL +4021 311 1647 **FAX** +4021 314 4487

EMAIL bucuresti@sif1.ro

www.sif1.ro